



GOVERNMENT OF GOA
DIRECTORATE OF HIGHER EDUCATION
Alto-Porvorim-Goa PIN 403521



UNDER-GRADUATE ADMISSION 2026-2027

**INSTRUCTIONS FOR FILLING ONLINE APPLICATION FORM
FOR UNDER-GRADUATE ADMISSION 2026-2027**

STUDENT SHOULD READ ALL THE INSTRUCTIONS CAREFULLY BEFORE FILLING THE ONLINE APPLICATION FORM. APPLICATIONS INCOMPLETE IN ANY RESPECT SHALL NOT BE PROCESSED.

1. For online admission, visit the DHE Goa Website <https://goaadmission.samarth.ac.in/>
2. Student should mandatorily have the following documents in specified format to complete the online application. (**Note: The documents to be uploaded should be in pdf / JPEG / JPG / PNG format with file size 10KB-500KB**)
 - a. SSC Marksheet & HSSC Marksheet
 - b. Aadhar Card/Voter ID/Driver Licence/Passport
 - c. Recent Passport Size Coloured Photograph with WHITE/BLUE/RED background. Same photograph shall be used for student ID CARDS.
 - d. Signature
 - e. Leaving Certificate
 - f. Migration OR Transfer Certificate
3. A **Valid certificate** is mandatory for candidates applying under the reservation category - **SC/ST/OBC/EWS/PH**.
4. Students answering supplementary exam are also allowed to register.

The online application for Under-Graduate Admission 2026-27 is a three step process as follows:

Step 1: New User Registration

1. New User Registration is a one-time registration process. A student shall register himself/herself only once on the admission portal.
2. Student should have a valid email id as well as mobile number to start the one-time

registration process. If a student does not have a valid email id, then he/she has to create one before starting with the new user registration.

3. To begin with the registration process, click on **‘NEW REGISTRATION’** where student shall enter valid email id, mobile number and other details in the registration form and click on register to Activate the Account.



4. Fill up the registration form with the valid details.

The screenshot displays the registration form on the website. On the left, there are 'Important Instructions' regarding the application process. The main form area is titled 'Registration Form' and contains several input fields: 'Applicant's Full Name (As per class X/XII Marksheet)' with the value 'Ashvi Naik'; 'Applicant's Date of Birth (As per class X/XII Marksheet)' with values '10', 'May', and '2008'; 'Applicant's Email (Please use your own email as this will be used for all official communication)' with the value 'ashvi@gmail.com', which is highlighted with a red box and a red arrow pointing to it from the text 'Please provide with valid email address'; 'Re-Enter Applicant's Email Address' with the value 'ashvi@gmail.com'; and 'Password (Minimum 8 characters)' with a masked input field. Each field has a green checkmark indicating it is filled.

ashvi@gmail.com ✓

Password must contain at least 8 characters, 1 uppercase letter, 1 lowercase letter, 1 numeric character, and 1 special character.

Password (Minimum 8 characters) * ✓

Re-Enter Password * ✓

Mobile Number * ✓

9876543210 ✓

Re-Enter Mobile Number * ✓

9876543210 ✓

Captcha Verification (Type the text shown in the image)

11182

171182 ✓

* Click on the text to change

Register

5. On successful registration, the student will immediately receive an OTP on the registered email address or mobile number for verification providing the student's login credentials for future use. The account should be verified within 15 minutes. It may be possible that the student's login credentials may be delivered in the email spam box if not in the inbox for the first time.

Info! : Please enter the "Verification Code" sent to your registration details.

Verify Account

Please do not refresh this page.
Time remaining to enter the OTP : 12 min 25 sec

Reset Password
Enter the OTP you received on your email As***@gmail.com to verify your account.

OTP received on Mail ✓

356218 ✓

Enter the OTP received on the registered Email/Phone No

Captcha Verification

7753265

7753265 ✓

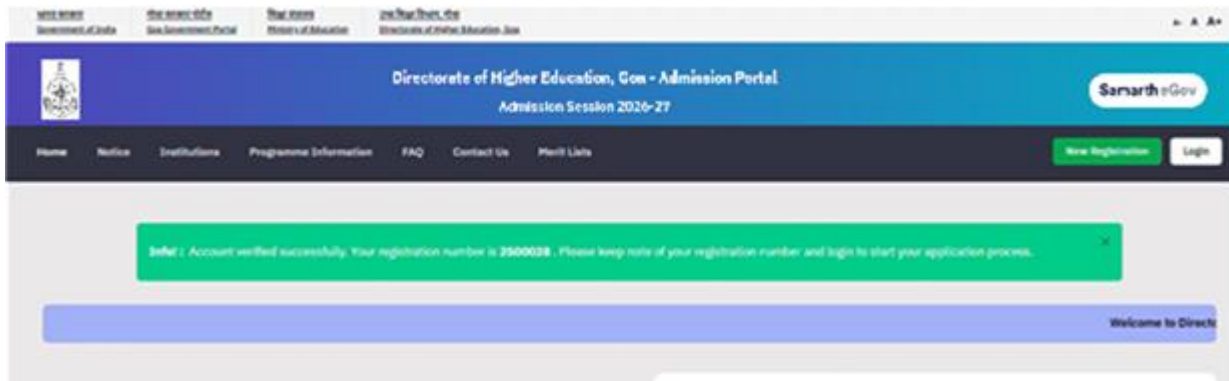
* Click on the text to change

Submit OTP

Resend OTP

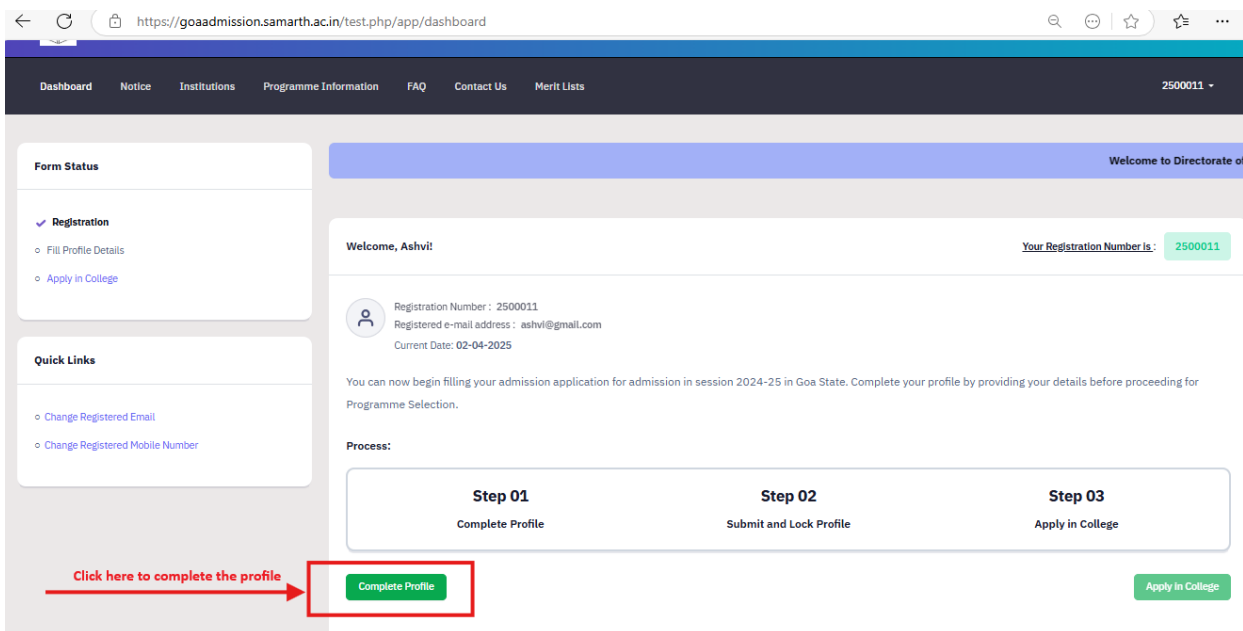
If you don't receive the OTP, check the spam mail before resending OTP

6. After verification, student will be directed to the login page where he/she can login using the credentials and proceed to fill the online application form.



Step 2: Complete Profile

1. On successful login, student will click on **Dashboard** button followed by **Complete Profile** To complete the student profile where he/she will fill all personal details





Profile Details (1) Other Details (2) Uploads (3)

Personal Details

Full Name of the Applicant *	Applicant's Gender *
<input type="text" value="Ashvi"/>	<input type="text" value="Female"/>
Marital Status *	
<input type="text" value="Unmarried"/>	
Applicant's Date of Birth *	Age as on April 11, 2025 *
<input type="text" value="1"/> <input type="text" value="May"/> <input type="text" value="2000"/>	<input type="text" value="24 Years 11 Month 10 Days"/>
Social Category *	Sub Category
<input type="text" value="General"/>	<input type="text"/>
Applicant's Registered Email *	Alternate Email
<input type="text" value="ashvi@gmail.com"/>	<input type="text"/>

Registered Mobile Number *	Alternate Mobile Number (Parent's/Guardian's)
<input type="text" value="9921414683"/>	<input type="text"/>
Blood Group	
<input type="text" value="Select"/>	
Are you a citizen of India? *	Religion *
<input type="text" value="No"/>	<input type="text" value="Hinduism"/>
Nationality (Other than Indian)	
<input type="text" value="Antarctica"/>	
ID Proof *	ID Proof No *
<input type="text" value="Voter ID"/>	<input type="text" value="7777777777777777"/>

Family Details

Mother's Name (As per 12th Marksheet) *	
<input type="text" value="Seema"/>	
Father's Name (As per 12th Marksheet) *	
<input type="text" value="Pravin"/>	
Emergency Contact Number *	Combined Family Income *
<input type="text" value="9876543210"/>	<input type="text" value="Not Applicable"/>

Other Category/Quota

Person with Benchmark Disabilities (PwBD) Category *	
<input type="text" value="Not Applicable"/>	
Children Widows of Armed Forces Personnel *	Are you an Ex-Service man? *
<input type="text" value="Not Applicable"/>	<input type="text" value="No"/>
Are you a Central Service Personnel? *	Are you dependent of Freedom Fighter? *
<input type="text" value="No"/>	<input type="text" value="No"/>

2. After entering the correct details click on **save and next** button.

The screenshot shows a web form for entering address details. It is divided into two sections: 'Correspondence Address' and 'Permanent Address'. Each section has fields for 'Address Line 1', 'Address Line 2', 'Country', 'State', 'District', and 'Pincode'. The 'Permanent Address' section has a checkbox labeled 'Permanent Address' which is checked, with the instruction 'Click if same as correspondence address'. Below the form, there is a red arrow pointing to a blue button labeled 'Save and Next'.

Address

Correspondence Address

Address Line 1 * H. No 123, Near Goa Ground ✓

Address Line 2 * porvorim ✓

Country * India x ▾

State * Goa x ▾

District * NORTH GOA x ▾

Pincode * 403101 ✓

Permanent Address Click if same as correspondence address

Address Line 1 * H. No 123, Near Goa Ground ✓

Address Line 2 * porvorim ✓

Country * India x ▾

State * Goa x ▾

District * NORTH GOA x ▾

Pincode * 403101 ✓

Click here to proceed to Next Step → Save and Next

3. Profile info should be verified by the student before clicking on **Proceed to Next**. In case of any errors found in the personal profile use **Update details** and make changes accordingly and **Save and Next**.

The screenshot shows a web browser displaying a profile preview page. At the top, there is a green notification bar that says 'Info: Your personal details saved successfully.' Below this, there are four tabs: 'Profile Details (1)', 'Other Details (2)', 'Uploads (3)', and 'Preview (4)'. The 'Profile Details' tab is active, showing a table of personal information.

Info: Your personal details saved successfully.

Profile Details (1) Other Details (2) Uploads (3) Preview (4)

Profile Details

PERSONAL DETAILS	
Full Name of the Applicant : ASHVI	Gender : Female
Marital Status : Unmarried	
Date of Birth : 1 May 2000 Age as on: April 11, 2025: 24 Years 11 Month 10 Days	Social Category : General Sub Category : Not Provided
Blood Group : Not Provided	Religion : Hinduism
Nationality ?	
Registered Email : ashvi@gmail.com	Registered Mobile Number : 9876543210
Alternate Email : Not Provided	Alternate Mobile : Not Provided
Permanent Address : H. No 123, Near Goa Ground, porvorim, NORTH GOA, Goa -403101, India	Correspondence Address : H. No 123, Near Goa Ground, porvorim, NORTH GOA, Goa -403101, India
ID Proof : Voter ID	ID Proof No : /

https://www.india.gov.in

https://goadmission.samarth.ac.in/test.php/personal/form/other

Other Details

Do you belong Urban/Rural/Semi-Urban/Metropolitan Area? *

Urban ✓

Do you have Migration Certificate? *

No ✓

Are you resident of Goa? *

Yes ✓

LANGUAGE	PROFICIENCY (READING/WRITING/SPEAKING)
Hindi	<input type="checkbox"/> Reading <input type="checkbox"/> Writing <input type="checkbox"/> Speaking
English	<input type="checkbox"/> Reading <input type="checkbox"/> Writing <input type="checkbox"/> Speaking
Konkani	<input checked="" type="checkbox"/> Reading <input type="checkbox"/> Writing <input type="checkbox"/> Speaking
Marathi	<input checked="" type="checkbox"/> Reading <input type="checkbox"/> Writing <input checked="" type="checkbox"/> Speaking

Save and Next

5. Click on **Proceed to next**. In case of any errors found in the other details, use **update details** and make changes accordingly and **Save and Next**.

Info! : Other Details Saved Successfully

Profile Details (1)
 Other Details (2)
 Uploads (3)
 Preview (4)

Other Details

Do you belong Urban/Rural/Semi-Urban/Metropolitan Area?	Urban
Do you have Migration Certificate?	No
Are you resident of Goa ?	Yes

Language	Proficiency (Reading/Writing/Speaking)
Hindi	NA
English	NA
Konkani	Reading
Marathi	Reading Speaking

6. **For Uploads:** (Photo, signature, X & XII mark sheet, ID Proof and transfer certificate), click on **Select File** to browse to the respective document of specified size followed by **Start Upload**. The successfully uploaded document will be visible on the screen once the uploading is complete

Profile Details (1) Other Details (2) **Uploads (3)** Full Preview (4)

Uploads

Instruction for Uploading Image/Photo of Document, Certificate, Marksheet and Signature

- Digital Photo and Signature are required in .jpg or .jpeg image format
- File size of digital photo must be within 10kb to 500.00 KB limit.
- Document/Certificate/Marksheet related size of digital photo must be within 10kb to 500.00 KB limit.

Photo <i>Accepted formats .jpeg .jpg .png [10 KB - 500.00 KB]</i>	Select file
Signature <i>Accepted formats .jpeg .jpg .png [10 KB - 500.00 KB]</i>	Select file
ID Proof Document <i>Accepted formats .jpeg .jpg .pdf .png [10 KB - 500.00 KB]</i>	Select file
Upload domicile Certificate of Goa (If Available) [Click here to change your option] <i>Accepted formats .jpeg .jpg .png .pdf [10 KB - 500.00 KB]</i>	Select file
Upload Transfer/Leaving Certificate <i>Accepted formats .jpeg .jpg .png .pdf [10 KB - 500.00 KB]</i>	Select file

Profile Details (1) Other Details (2) **Uploads (3)** Full Preview (4)

Uploads

Instruction for Uploading Image/Photo of Document, Certificate, Marksheet and Signature

- Digital Photo and Signature are required in .jpg or .jpeg image format
- File size of digital photo must be within 10kb to 500.00 KB limit.
- Document/Certificate/Marksheet related size of digital photo must be within 10kb to 500.00 KB limit.


Photo <i>Accepted formats .jpeg .jpg .png [10 KB - 500.00 KB]</i>	Select file profile.jpg(11KB)	Start Upload Cancel
Signature <i>Accepted formats .jpeg .jpg .png [10 KB - 500.00 KB]</i>	Select file	
ID Proof Document <i>Accepted formats .jpeg .jpg .pdf .png [10 KB - 500.00 KB]</i>	Select file	
Upload domicile Certificate of Goa (If Available) [Click here to change your option] <i>Accepted formats .jpeg .jpg .png .pdf [10 KB - 500.00 KB]</i>	Select file	
Upload Transfer/Leaving Certificate <i>Accepted formats .jpeg .jpg .png .pdf [10 KB - 500.00 KB]</i>	Select file	

Profile Details (1) Other Details (2) Uploads (3) Full Preview (4)

Uploads





Instruction for Uploading Image/Photo of Document, Certificate, Marksheet and Signature

- Digital Photo and Signature are required in .jpg or .jpeg image format.
- File size of digital photo must be within 10kb to 500.00 KB limit.
- Document/Certificate/Marksheet related size of digital photo must be within 10kb to 500.00 KB limit.

Photo <i>Accepted formats: .jpeg, .jpg, .png [10 KB - 500.00 KB]</i>	Select file		Delete
Signature <i>Accepted formats: .jpeg, .jpg, .png [10 KB - 500.00 KB]</i>	Select file		
ID Proof Document <i>Accepted formats: .jpeg, .jpg, .pdf, .png [10 KB - 500.00 KB]</i>	Select file		
Upload domicile Certificate of Goa (If Available) <small>[Click here to change your entries]</small>	Select		

Uploaded Image →

7. Once all documents are uploaded click on the preview for next step

<p>Profile Accepted formats: .jpeg, .jpg, .png [10 KB - 500.00 KB]</p>	
<p>Signature Accepted formats: .jpeg, .jpg, .png [10 KB - 500.00 KB]</p>	<p>Select file  Delete</p>
<p>ID Proof Document Accepted formats: .jpeg, .jpg, .png [10 KB - 500.00 KB]</p>	<p>Select file  Delete</p>
<p>Upload domicile Certificate of Goa (If Available) [Click here to change your notice] Accepted formats: .jpeg, .jpg, .png, .pdf [10 KB - 500.00 KB]</p>	<p>Select file</p>
<p>Upload Transfer/Leaving Certificate Accepted formats: .jpeg, .jpg, .png, .pdf [10 KB - 500.00 KB]</p>	<p>Select file  Delete</p>

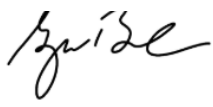
Once documents are uploaded
click on preview

[Back to Profile Details](#)
Preview

8. Check for every details on PREVIEW tab before confirming

Profile Details

Edit

PERSONAL DETAILS	
Full Name of the Applicant : ASHVI	Gender : Female
Marital Status: Unmarried	
Date of Birth: 1 May 2000 Age as on: April 11, 2025: 24 Years 11 Month 10 Days	Social Category : General Sub Category : Not Provided
Blood Group: Not Provided	Religion : Hinduism
Nationality 9	
Registered Email : ashvi@gmail.com	Registered Mobile Number: 9876543210
Alternate Email : Not Provided	Alternate Mobile : Not Provided
Permanent Address: H. No 123, Near Gca Ground, porvorim, NORTH GOA, Goa -403101, India	Correspondence Address : H. No 123, Near Gca Ground, porvorim, NORTH GOA, Goa -403101, India
Signature	
ID Proof Document	View File
Upload domicile Certificate of Goa (If Available)	Not Uploaded
Upload Transfer/Leaving Certificate	View File

Declaration

This is an important step. Please ensure that you have verified the profile details for correctness. No modification will be allowed after this step.

Click on "**Confirm and Lock**" if you are sure to proceed, else click on "**Cancel**" to go back to the last viewed page.

I do hereby declare that all the statement made in the profile details are true, complete and correct to the best of my knowledge and belief. I am duty aware that in the event of any particulars or information furnished by me is found to be false/incorrect/incomplete or if i am found indulging in some unlawful act at any time during the course period, my candidature is liable to be summarily rejected/cancelled.

Home

Cancel

Confirm and Lock

9. Before you **CONFIRM AND LOCK** the profile, make sure that you verify all the details as you wont be allowed to make any changes once the profile is **LOCKED**

Signature	
ID Proof Document	View File
Upload domicile Certificate of Goa (If Available)	Not Uploaded
Upload Transfer/Leaving Certificate	View File

Before you CONFIRM AND LOCK the profile see to that you check all the details as you wont be allowed to make any changes once the profile is LOCKED

Declaration

This is an important step. Please ensure that you have verified the profile details for correctness. No modification will be allowed after this step.

Click on **"Confirm and Lock"** if you are sure to proceed, else click on **"Cancel!"** to go back to the last viewed page.

I do hereby declare that all the statement made in the profile details are true, complete and correct to the best of my knowledge and belief. I am duly aware that in the event of any particulars or information furnished by me is found to be false/incorrect/incomplete or if i am found indulging in some unlawful act at any time during the course period, my candidature is liable to be summarily rejected/cancelled.

[Home](#) **Check on the declaration before submitting** [Cancel](#) [Confirm and Lock](#)

https://goadmission.samarth.ac.in/test.php/personal/preview/profile-full-preview

India गोवा सरकार पोर्टल शिक्षा मंत्रालय उच्च शिक्षा विभाग, गोवा
Goa Government Portal Ministry of Education Directorate of Higher Education

Directorate of Higher Education Samarth e-Admission

Notice Institutions Programme Information FAQs

25000

Profile Details (1) Other Details (2)

Message

Are you sure you want to submit your profile? **No modification will be allowed after this step.**

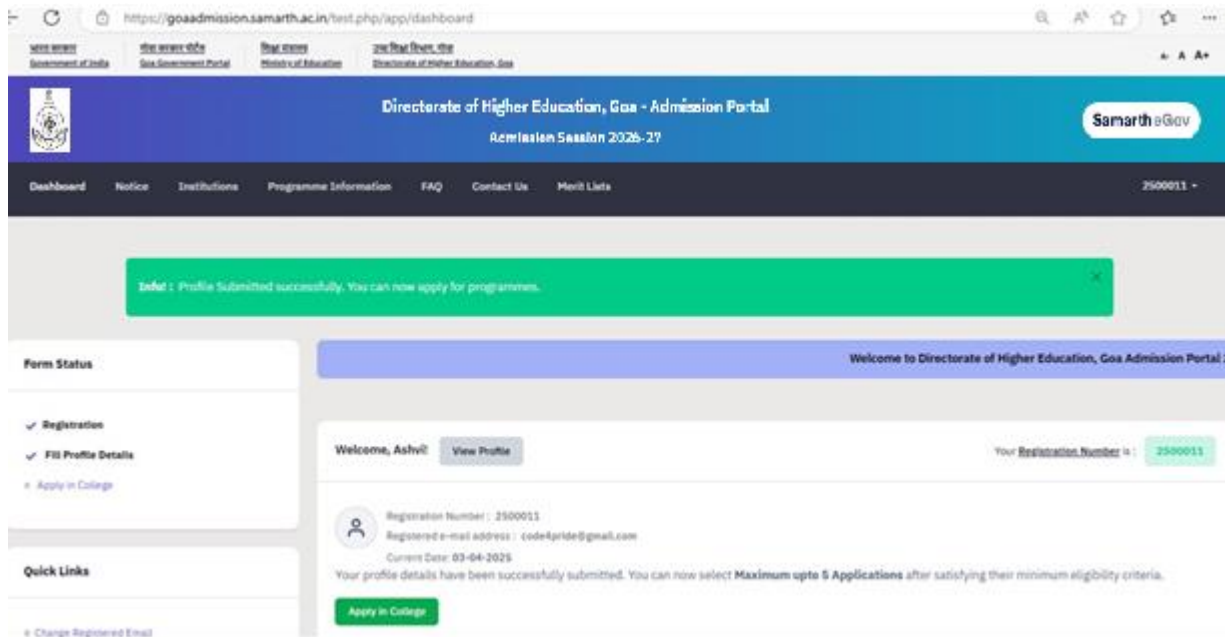
[Close](#) [Confirm and Submit](#) **Click Here to Submit**

Profile Details [Edit](#)

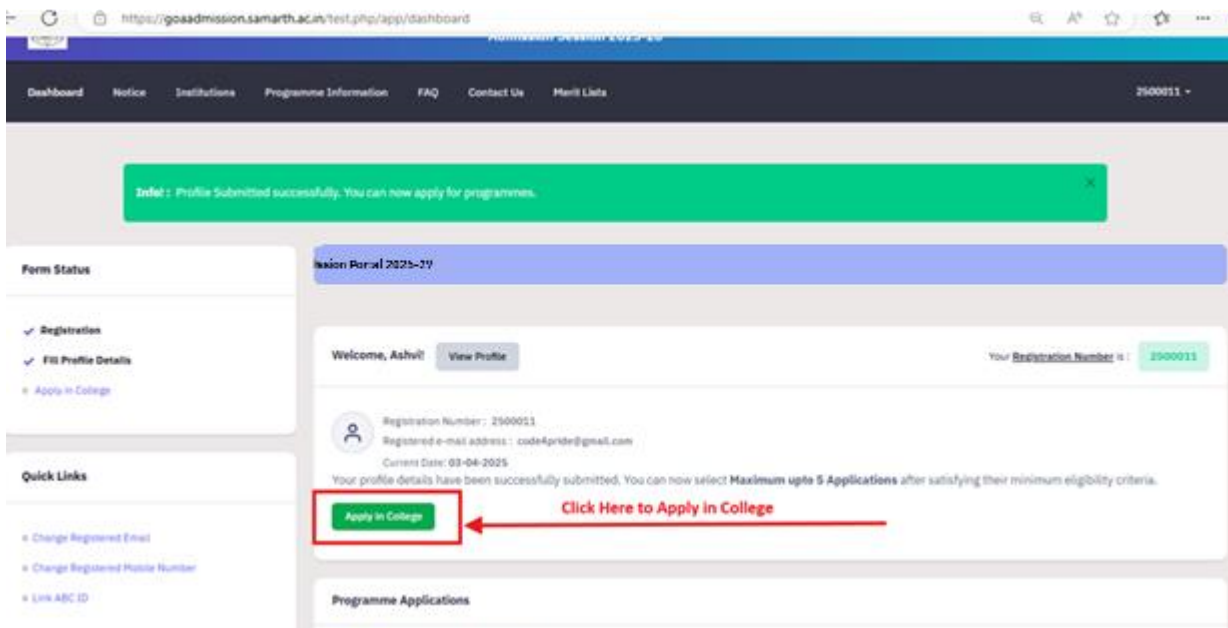
PERSONAL DETAILS

Full Name of the Applicant : ASHVI	Gender : Female
Marital Status: Unmarried	
Date of Birth: 1 May 2000 Age as on: April 11, 2025: 24 Years 11 Month 10 Days	Social Category : General Sub Category : Not Provided
Blood Group: Not Provided	Religion : Hinduism

10. Upon successful submission of the profile, a success alert will appear on the dashboard.



11. Next step is to submit the application in the colleges student wish to apply



Step 3:Apply In College

Tab 1:Programme Section

1. Student should select appropriate **program** and the respective college for which they wish to seek **admission** and **proceed**

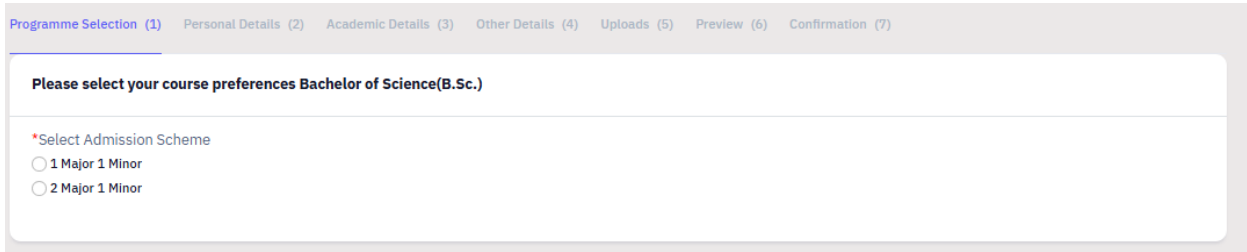
Note:If a student wishes to apply for different colleges, then he/she can do so by using the same login account but with a fresh application.

The screenshot shows a web application interface for 'Programme Selection'. At the top, there is a breadcrumb trail: 'Programme Selection (1) Personal Details (2) Academic Details (3) Other Details (4) Uploads (5) Preview (6) Confirmation (7)'. The main heading is 'Select the Programme you want to apply'. Below this, there are three dropdown menus: 'Programme Level' with 'BACHELOR (Under-Graduate Programmes)' selected, 'Programme *' with 'Bachelor of Computer Applications(Computers)' selected, and 'College *' with 'SES's Sridora Caculo College Of Commerce and Management Studies' selected. At the bottom left is a 'Home' button, and at the bottom right is a green 'Proceed' button.

2. After selecting the program and college, student will click on **Proceed** button

This screenshot is identical to the one above, but with an annotation. A red arrow points from the text 'Select appropriate details and proceed' to the green 'Proceed' button, which is also highlighted with a red rectangular border. The breadcrumb trail and form fields remain the same.

3. Considering Bsc and BA Student shall choose **Single (1 Major 1 Minor) or Double (2 Major 1 Minor) major** in the subject of their programme Choice.



Programme Selection (1) Personal Details (2) Academic Details (3) Other Details (4) Uploads (5) Preview (6) Confirmation (7)

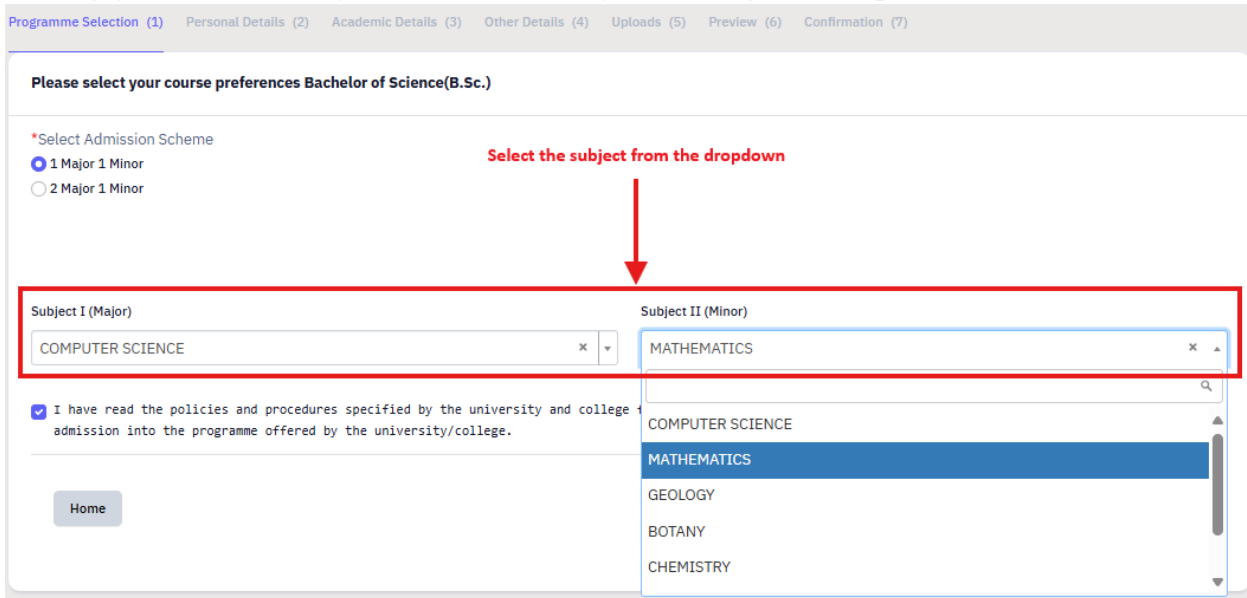
Please select your course preferences Bachelor of Science(B.Sc.)

*Select Admission Scheme

1 Major 1 Minor

2 Major 1 Minor

4. Accordingly select the major and minor subjects using the dropdown.



Programme Selection (1) Personal Details (2) Academic Details (3) Other Details (4) Uploads (5) Preview (6) Confirmation (7)

Please select your course preferences Bachelor of Science(B.Sc.)

*Select Admission Scheme

1 Major 1 Minor

2 Major 1 Minor

Select the subject from the dropdown

Subject I (Major) Subject II (Minor)

COMPUTER SCIENCE x

MATHEMATICS x

I have read the policies and procedures specified by the university and college admission into the programme offered by the university/college.

COMPUTER SCIENCE

MATHEMATICS

GEOLOGY

BOTANY

CHEMISTRY

Home

5. After selecting the single or double major subjects, student will click on **Proceed** and then **NEXT** button.

Info! : You Course selection for Bachelor of Science(B.Sc.) has been saved successfully.

Bachelor of Science(B.Sc.)

Programme Selection

Programme	Course(s) Selected	Status
Programme : Bachelor of Science(B.Sc.) College : 101: DCT'S Dhempe College of Arts and Science	1 Major 1 Minor Subject I: COMPUTER SCIENCE Subject II: MATHEMATICS	NOT SUBMITTED NOTE: Application with status Not Submitted would not be considered for admission.

Tab 2 : Personal Details.

1. On this page students will be allowed to just view the personal details and click **Next**

FAMILY DETAILS

Mother's Name (As per 12th Marksheet) : Seema	Father's Name (As per 12th Marksheet) : Pravin
Emergency Contact Number : 9876543210	
Combined Family Income : Not Applicable	

OTHER CATEGORY/QUOTA

Person with Benchmark Disabilities (PwBD) Category : Not Applicable
Children Widows of Armed Forces Personnel : Not Applicable
Are you an Ex-Service man? : No
Are you a Central Service Personnel? : No
Are you dependent of Freedom Fighter? : No

Tab 3: Academics Details

1. Select eligibility criteria as minimum 40%.
2. Enter correct SSC and HSSC details in the menu. Use dropdowns wherever necessary.

Select Applicable Eligibility Criteria (Read Information Bulletin for Eligibility Criteria)

Applicable Eligibility Criteria*

XII Pass with minimum 40% score.

Qualification Details - XII or Equivalent

Class XII Board/University

GOA BOARD OF SECONDARY AND HIGHER SE... x ▾

Class XII Qualification Status

Passed ▾

XII Year of Passing Final Examination

2018 ▾

Class XII Stream

Science ▾

XII Maximum Marks (Total of all subjects)

550

XII Marks Obtained (Total in all subjects)

240.5

Class XII Division

First Division x ▾

Class XII Roll/Registration Number

37

Class XII Name of the Institution/School

fr.agne1

Class XII Subject Combination

Mat-Phy

NAME OF THE SUBJECT	OBTAINED MARKS	TOTAL MARKS
ACCOUNTANCY x ▾	12.00	50.00
ACTG FOR BUSINESS x ▾	32.00	100.00
AGRICULTURE x ▾	23.00	100.00
BEAUTY & WELLNESS x ▾	24.00	100.00
BASIC PATTERN DEV. x ▾	50.00	100.00
BHARATNATYAM DANCE x ▾	99.50	100.00
Percentage : 43.73%	Total Obtained : 240.5	Max Total : 550

Previous

Click Here for the Next Step

Save and Next

3. On Submitting check if the details entered are correct, if necessary change the data by clicking on **UPDATE DETAILS** or proceed to **NEXT**

Class XII Qualification Status	Passed
XII Year of Passing Final Examination	2018
Class XII Stream	Science
XII Marks Obtained (Total in all subjects)/XII Maximum Marks (Total of all subjects)	NA
Class XII Percentage	43.73
Class XII Division	First Division
Class XII Name of the Institution/School	fr.agnel
Class XII Board/University	GOA BOARD OF SECONDARY AND HIGHER SECONDARY EDUCATION
Class XII Subject Combination	Mat-Phy
Class XII Roll/Registration Number	37

XII Score Card

Name of the Subject	Total Marks	Obtained Marks
ACCOUNTANCY	50.00	12.00
ACTG FOR BUSINESS	100.00	32.00
AGRICULTURE	100.00	23.00
BEAUTY & WELLNESS	100.00	24.00
BASIC PATTERN DEV.	100.00	50.00
BHARATNATYAM DANCE	100.00	99.50

Previous [Click here to update data](#) [Click here for the Next Step](#)

Tab 4: Other details

1. View the details and Click on **NEXT**

✓ Programme Selection (1)
✓ Personal Details (2)
✓ Academic Details (3)
✓ Other Details (4)
Uploads (5)
Preview (6)
Confirmation (7)

Other Details

Do you belong Urban/Rural/Semi-Urban/Metropolitan Area?		Urban
Do you have Migration Certificate?		No
Are you resident of Goa ?		Yes
Language		
Proficiency (Reading/Writing/Speaking)		
Hindi	NA	
English	NA	
Konkani	Reading	
Marathi	Reading Speaking	

Previous
Next

Tab 5: Uploads

1. Student need to upload the correct marksheet for the verification, failing to do so will lead to disqualification of the application

Bachelor of Science(B.Sc.)

✓ Programme Selection (1)
✓ Personal Details (2)
✓ Academic Details (3)
✓ Other Details (4)
✓ Uploads (5)
Preview (6)
Confirmation (7)

Uploads

Instruction for Uploading Image/Photo of Document, Certificate, Marksheet and Signature

- Digital Photo and Signature are required in .jpg or .jpeg image format
- File size of digital photo must be within 10kb to 500.00 KB limit.
- Document/Certificate/Marksheet related size of digital photo must be within 10kb to 500.00 KB limit.

Upload Transfer/Leaving Certificate
Accepted formats .jpeg .jpg .pdf [10 KB - 500.00 KB]



Class XII (Scan marksheet and upload)
Accepted formats .jpeg .jpg .pdf [10 KB - 500.00 KB]

Select file

Upload marksheet here

Previous

Preview

Class XII (Scan marksheet and upload)
Accepted formats .jpeg .jpg .pdf [10 KB - 500.00 KB]

Select file



Delete

Previous

Click here for the PREVIEW

Preview


Tab 6: Preview

1. Review the entire form before confirming


Bachelor of Science(B.Sc.)

Programme Selection (1) Personal Details (2) Academic Details (3) Other Details (4) Uploads (5) Preview (6) Confirmation (7)

Preview



Directorate of Higher Education, Goa
Admission Session 2026-2027
Registration Number: 26REG00260009



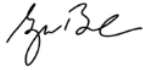
College : 101: DCT'S Dhempe College of Arts and Science
Programme : Bachelor of Science(B.Sc.)
Application Status : **NOT SUBMITTED**
NOTE: Application with status Not Submitted would not be considered for admission.

Course(s) Selected:
Subject I: COMPUTER SCIENCE
Subject II: MATHEMATICS

PERSONAL DETAILS

Form Declaration

"I do hereby declare that all the statement made in the application are true, complete and correct to the best of my knowledge and belief. I am duly aware that in the event of any particulars or information furnished by me is found to be false/incorrect/incomplete or if i am found indulging in some unlawful act at any time during the course period, my candidature is liable to be summarily rejected/cancelled."Additionally undertaking for students whose results are awaited: "I, having been permitted to be provisionally admitted to University hereby undertake to produce the proof of having successfully qualified in the final qualifying examination with requisite percentage of marks if failing, I shall forthwith vacate the seat and shall have no claim for refund of fees already paid."



Previous **Submit the form to confirm** → **Submit**

Tab7:Confirmation

1. Student should reverify their entries and read the form declaration and complete the process by clicking the Submit button.

Bachelor of Science(B.Sc.)

✓ Programme Selection (1) ✓ Personal Details (2) ✓ Academic Details (3) ✓ Other Details (4) ✓ Uploads (5) ✓ Preview (6) ✓ Confirmation (7)

Verify Details

Registration No.	2500011
Name	Ashvi
Gender	Female
Category	General
PwD Category	Not Applicable
Programme	Bachelor of Science(B.Sc.)

VERIFY THE DETAILS BY CLICKING ON THE CHECKBOXES

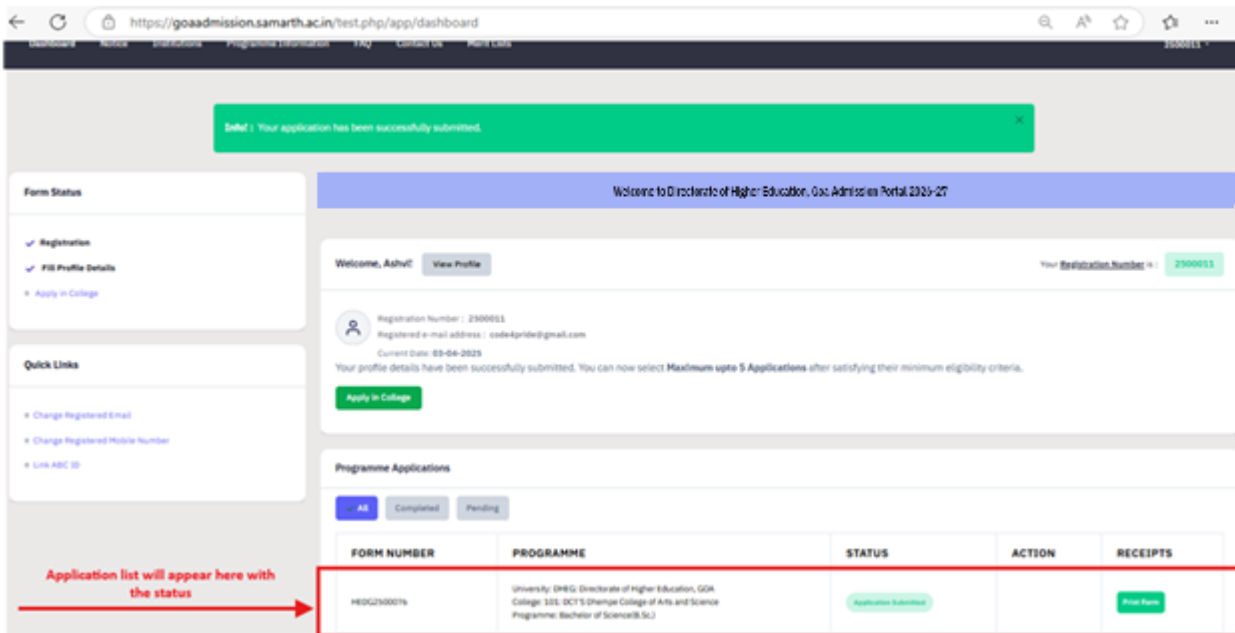
Select all the checkboxes

- My Name is **ASHVI** as per the Xth Marksheet/Certificate.
- My Date of Birth is **1-May-2000** as per the Xth Marksheet/Certificate.
- My Category is **General**. Category changes claims will not be entertained in future
- My Gender is **Female**.
- My Mother name is **Seema**.

- Father's / Guardian's Name [Pravin.](#)
- My address for correspondence is correct, which is [H.No 123, Near Gca Ground, porvorim, NORTH GOA, Goa -403101, India](#)
- I have rechecked all the information in the application form and upload fields.
- I have read all the guidelines and other related information about the admission.
- I Agree That, The candidate who has been punished by the court on charges of moral corruption or violence will not be given admission in any course/class. If after admission, he is punished by the court on charges of moral corruption or violence, then his admission will be canceled by the concerned college/university-campus and it will be mandatory to send written information to the university along with facts as soon as possible.
- I Agree That, If any candidate fraudulently takes admission in any class of the university/college, his/her admission can be canceled by the concerned Dean/Principal at any level and it will be mandatory to send the written information to the university as soon as possible.
- I Agree That, If a case is pending against a student in the court and he/she has been released on bail, such student can be considered for admission only if he/she qualifies as per the order of the Hon'ble Court.
- I Agree That, In the event of a student being detained by the police/administration due to criminal activity, the concerned student will be immediately suspended from the college/university campus for the period of detention and his/her admission will be canceled if punished.
- "I do hereby declare that all the statement made in the application are true, complete and correct to the best of my knowledge and belief. I am duly aware that in the event of any particulars or information furnished by me is found to be false/incorrect/incomplete or if I am found indulging in some unlawful act at any time during the course period, my candidature is liable to be summarily rejected/cancelled."Additionally undertaking for students whose results are awaited: "I, having been permitted to be provisionally admitted to University hereby undertake to produce the proof of having successfully qualified in the final qualifying examination with requisite percentage of marks if failing, I shall forthwith vacate the seat and shall have no claim for refund of fees already paid."



2. Upon submitting, the student will be shown the application dashboard displaying all the applications created.



Programme Choice Selection:

1. Under the tab Programme Choice, student will select the programme and College of his choice by clicking on **Apply Colleges** button

2. A student can apply for different degree programs either in the same college or different college.
3. **Students should mandatorily refer the NEP Course Structure offered by the respective College for Semester I & II by visting the College website.**
4. While selecting the subjects, the student will select a Major, Minor & Multidisciplinary subject available in the selected College and Programme.
(Please check the respective College website for detailed structure of the chosen course).
5. Subjects will be allocated to the students at the time of admission counseling based on the merit list and availability of the seats.

For admission related queries contact on the Admission Counselor's numbers given on the DHE website or drop an email at samarthadmission.goa@gmail.com

Note: Candidates are requested not to visit this office for submission of hardcopy of the application form